

DynaLogger HF+s PO (DynaPortable)

PN 10112-PO | NCM 9027.89.99 | HS 9002789

Datasheet Feb. 2024









Overview

The **HF+s PO** wireless sensor is designed to identify failure mode symptoms or defects in machinery and equipment in **a wide variety of field applications**. Due to its broad frequency spectrum, the **HF+s PO** delivers complete triaxial vibration monitoring for **low to high-speed equipment**. In addition, the solution features an **online platform**, which does not require local installation, with several tools that assist in data analysis and enable constant monitoring of asset health.

The **HF+s PO** IoT sensor has a spectral/waveform monitoring mode. In **spectral monitoring**, different tools can be used: spectrum, waveform (linear, circular and orbital), frequency filters, cepstrum, spectral envelope (demodulation), autocorrelation, and multi-metrics.

IoT Solution for Wireless Monitoring

-  Compact sensor, with wide frequency range.
-  High frequency and amplitude resolution.
-  Low-speed applications (less than 10 RPM).
-  Sensor with low spectral noise.
-  Truly simultaneous triaxial measurement.
-  Remote sensor update.

Main assets monitored

- Motors
- Pumps
- Fans
- Gearboxes
- Compressors and chillers
- Bearings in assets with high and low speed



Technical Specifications

Model	HF+s PO
Dimensions	39 x 39 x 64 mm
Weight	222 g
Case Material	LEXAN™
Pin and base material	INOX 316L
Color	Orange
Mounting	Magnetic base
Visual Signaling (LED)	Red / Green
Accelerometer	MEMS Triaxial
Accelerometer Impact Limit	10,000 g in 0.2 ms
Operating temperature^{1,2}	-10°C ≤ T ≤ 84°C

Certifications

Homologation / Certification	ANATEL/CE/ACMA/FCC/IC/INMETRO
-------------------------------------	-------------------------------

Battery

Voltage	3 V
Autonomy³	Up to 3 years

Communication and System

Bluetooth	BLE 5.3 / 2,400 – 2,483.5 MHz
Free Field Range⁴	100 m
RF Output Power	0.4 dBm
App Communication	Android and iOS

¹ It is possible to monitor assets whose temperature exceeds 84°C, especially assets with intermittent characteristics and with room temperature below 24°C. However, Dynamox does not provide warranty in these cases. Specific condition for application outside explosive atmospheres. ² The application at temperatures below 0°C impacts the battery autonomy. This effect worsens the lower the temperature, estimating a reduction of about 50% of useful life in applications at -20°C. Specific condition for application outside explosive atmospheres. ³ DynaPortable's battery information may vary depending on what is pre-defined in the contract. ⁴ Reference in free field. Bluetooth communication distance may vary with obstacles, interference and device.



Spectral Monitoring and Waveform

Analysis Tools	Spectrum
	Frequency filters
	Envelope (demodulation)
	Cepstrum
	Spectral Waterfall
	Autocorrelation
	Circular and orbital waveform
	Advanced metrics: Multiband RMS, peak-to-peak, Kurtosis, FC, FC+, Carpet Energy, and RMS Envelope.
Frequency Response ($\pm 5\%$)	5 kHz
Frequency Response ($\pm 3\text{dB}$)	5 kHz
Spectral noise density	< 75 $\mu\text{g}/\sqrt{\text{Hz}}$
Sample Rate	Up to 26 kHz
Minimum Frequency Resolution	0.006 Hz (8 bits) and 0.012 Hz (16 bits)
Minimum Amplitude Resolution¹	16 mg (8 bits) and 61 μg (16 bits)
Amplitude Range	Up to $\pm 16\text{ g}$
Lines of Resolution (LOR)	98,304 (uniaxial) and 32,768 (triaxial)
Maximum Frequency	571 Hz to 13 kHz (configurable)
Maximum Collection Time²	172.2 s (uniaxial) and 57.3 s (triaxial)

Spectral Monitoring Settings

Triaxial Simultaneous

Max. Freq. (Hz)	Duration (s)						RPM min. ³
	0.08	0.16	0.31	0.62	1.25	2.5	
13,145	0.08	0.16	0.31	0.62	1.25	2.5	24.0
6,572	0.16	0.31	0.62	1.25	2.5	5.0	12.0
2,629	0.4	0.8	1.6	3.1	6.2	12.5	4.8
1,314	0.8	1.6	3.1	6.2	12.5	24.9	2.4
571	1.8	3.6	7.2	14.3	28.7	57.3	1.0
No. Lines	1,024	2,048	4,096	8,192	16,384	32,768*	-

Uniaxial

Max. Freq. (Hz)	Duration (s)								RPM min. ³
	0.08	0.16	0.31	0.62	1.25	2.5	3.7	7.5	
13,145	0.08	0.16	0.31	0.62	1.25	2.5	3.7	7.5	8.0
6,572	0.16	0.31	0.62	1.25	2.5	5.0	7.5	15.0	4.0
2,629	0.4	0.8	1.6	3.1	6.2	12.5	18.7	37.4	1.6
1,314	0.8	1.6	3.1	6.2	12.5	24.9	37.4	74.8	0.8
571	1.8	3.6	7.2	14.3	28.7	57.3	86.0	172.0	0.3
No. Lines	1,024	2,048	4,096	8,192	16,384	32,768	49,152	98,304*	-

1 - Calculated amplitude resolution is based on the accelerometer digital output in $\mu\text{g}/\text{LSB}$ or mg/LSB .

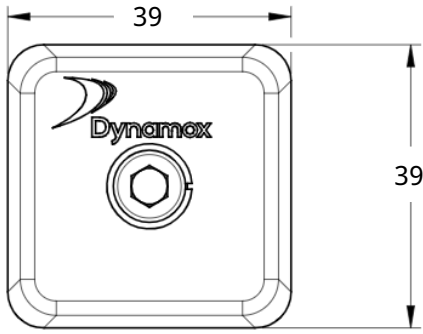
2 - Check the setting in the 'Spectral Monitoring Settings' table.

3 - Minimum RPM based on the longest measurement considering one full revolution of the shaft.

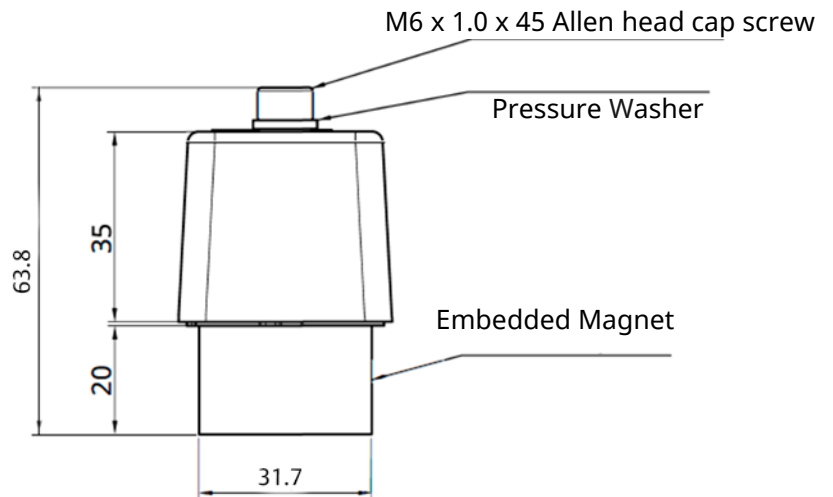
* - Setting available with 8 bits of amplitude resolution.



Geometric dimensions

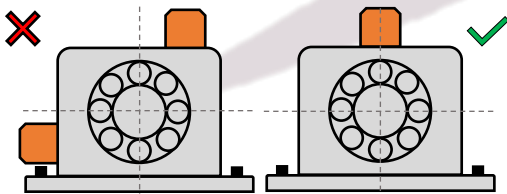


Dimensions in millimeters

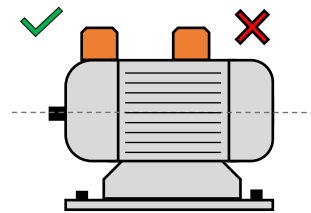


Quick Mounting Guide

- Define the critical points of the machines to be monitored to place the HF+s PO.
- It is only necessary to place one HF+s PO per monitoring spot, because the devices are triaxial.
- Avoid placing it in areas of the housings that present any stiffness loss, such as cooling fins, covers, and protections. Try to mount it in rigid parts of the machine, preferably near the bearings.
- Align one of the axes of the HF+s PO with the actual axis of the machine. These axes are shown in the schematic above and on the body of the devices.



It is recommended, if possible, to install the DynaLogger centrally on the component.



Installation on cooling fins and covers is not recommended.

Note: For motors, the recommendation is to install a sensor on the drive end and another one on the non-drive end for complete monitoring.



© 2024, Dynamox®. Dynapredict® is a registered trademark of Dynamox. All rights reserved.

The contents of this publication are presented for informational purposes only. Every care has been taken to ensure the validity of the information contained in this publication, but no liability can be assumed for any loss or damage whether direct, indirect or consequential arising out of the use of the information contained herein. We reserve the right to modify or improve the specifications of our products at any time without notice.

Contact Us
 <https://dynamox.net/en/contact>

DAT-HF+s PO:022024-01/EN - [PUBLIC DOCUMENT]

